

## SOLUTION BRIEF

## UTILIZATION INDEX



Configuration Management for CapaInstaller includes features for measuring a computer's start-up- and logon, the computer's utilization compared to end-user experience stated as a utilization index and features for optimization of software installation.

### **WINDOWS MANAGEMENT INCLUDING MONITORING**

For more than 10 years CapaSystems has developed and delivered Windows Management solutions for controlling Windows based clients. Configuration Management provides the IT Department with a tool for monitoring, reporting and Windows Management within the same software application

### **MONITORING DESKTOPS**

By use of elements from the software solution PerformanceGuard the IT Department is provided with a tool that enables them to be a step ahead of end-users and to give the best Windows Managements service.

The PerformanceGuard agent collects a number of information from all desktops in the company such as CPU, RAM- and hard disk consumption, startup and login times.

By integration to CapaInstaller, this information is now available as inventory data and a number of visual presentations.

Apart from the raw information that is delivered directly, Configuration Management uses this data to calculate the utilization index of the individual computers.

The IT Department will be able to validate the performance of a certain computer at any time. To be more precise: The IT Department is able to observe the hardware performance in relation to the end-user's expectations and experience at a specific moment.

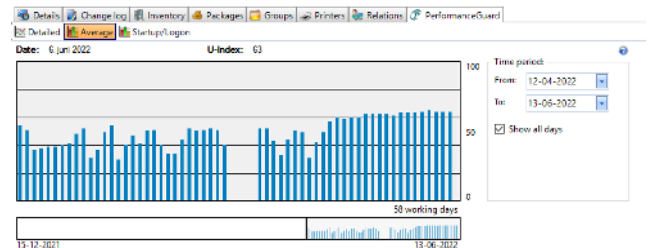
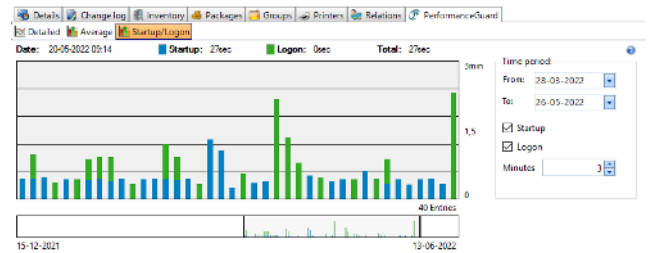
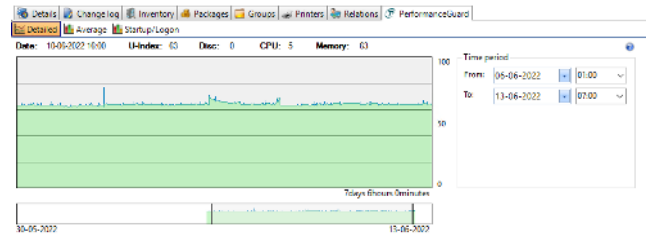
## Features

### Startup and Logon Time

Definition of the time passed from turn on until logon.  
And from logon until the computer is ready to use

### Utilization Index

Indicates the utilization index of the individual computer. This feature makes it easy to see the consequences of software updating and to plan purchase of hardware



## Hardware Inventory

Hardware inventory enables administrators to check the components of any computer or server without being next to the physical machine or open its enclosure. Hardware inventory includes extensive details about each computer, including: System BIOS, serial number, System type, RAM size, OS details, network MAC address, hard-disk size and free space, graphic card details, port selections, peripherals and more.

## Expanded Asset Management

You can define, view and enter customized details on any asset. Use this feature to store information such as supplier, warranty dates, location, prices, etc. for all of your network assets. In addition, any type of file can be attached to any item, thereby making it easy to find service agreements, PDF manuals, license agreements and support details.

## Create Custom Inventories

In addition to the standard modules, Asset Management includes customizable inventory modules that you can modify with your own script commands in order to collect any type of information about each client. For example, custom scripts can be developed to report specific registry values or to deduce the department a machine belongs to based on 3rd party information (AD, HR).

## Real-time Reports

The Reporting and Queries plug-in, makes it possible to create new reports based on any type of inventory data, or to use some of the predefined reports. By choosing precisely which data to include, using both static and/or dynamic criteria, each report can be extremely concise and focused. CapaInstaller integrates with Reporting Services, which makes it possible to view the reports in a browser without even having CapaInstaller installed.